

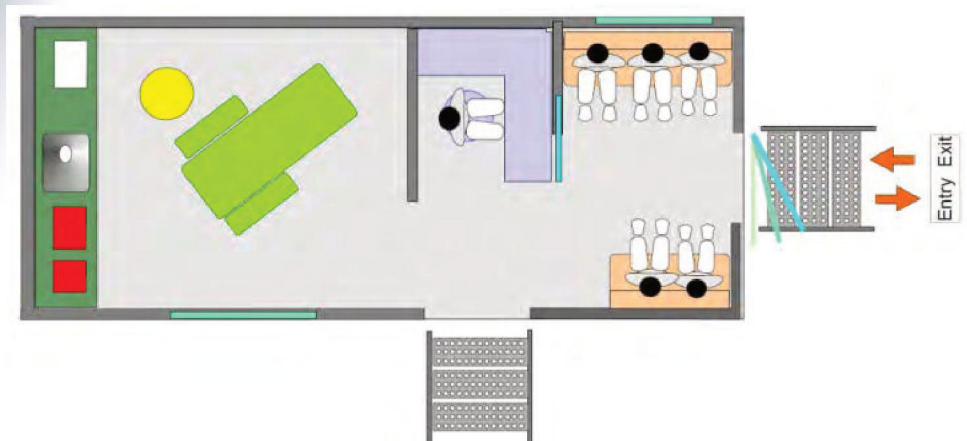
MDC-16
MDC-20

Dental Clinic

Mobile Dental unit with Single Chair



Layout



Vehicle Chassis:
Medical container L x B x H:
Body type
Air-conditioning:
Power Generation
Solar Power:
Rooms
Medical equipment::

Ashok Leyland
14/20 x 7.5 x 7.5
Insulated Sandwich Panel 50 mm
1.5 ton Split Panasonic
Honda 5 Kva
2 Kw
Dental Procedure, Registration and Waiting
European

+91 9896010023



MGC-20
MGC-14

Gynecology Clinic

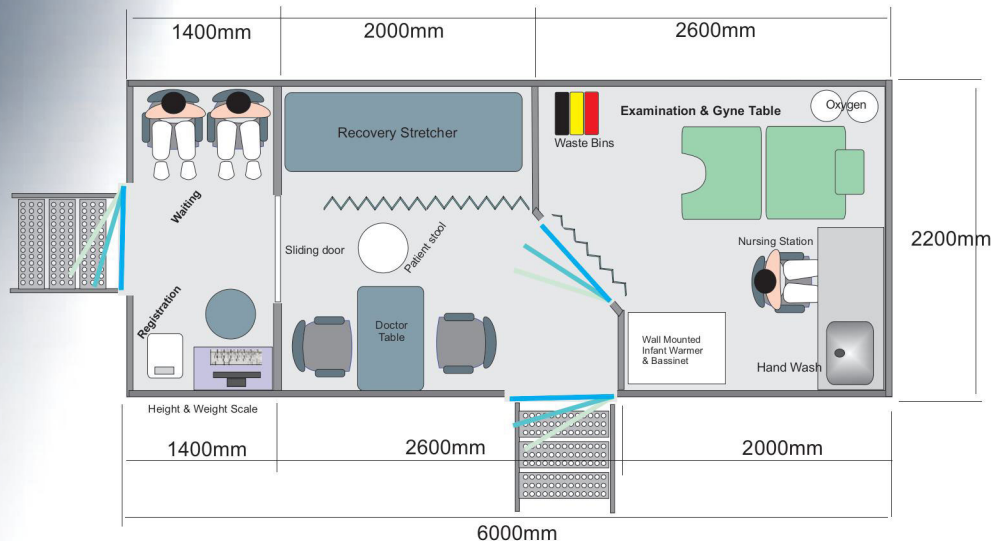
Mobile Gyne unit with OPD



Smaller Unit 14 Ft

Layout

Gynecology Clinic



Vehicle Chassis:
Medical container LxBxH:
Body type
Air-conditioning:
Power Generation
Solar Power:
Rooms
Medical equipment::

Mercedes Benz
14/20 x 8 x 8 or Smaller unit 14x 7 x 7.5
Insulated Sandwich Panel 50 mm
1.5 ton Split Panasonic
Honda 5 Kva
2 Kw
Registration, Consultation, Gyne Check
European & Indian

+91 9896010023



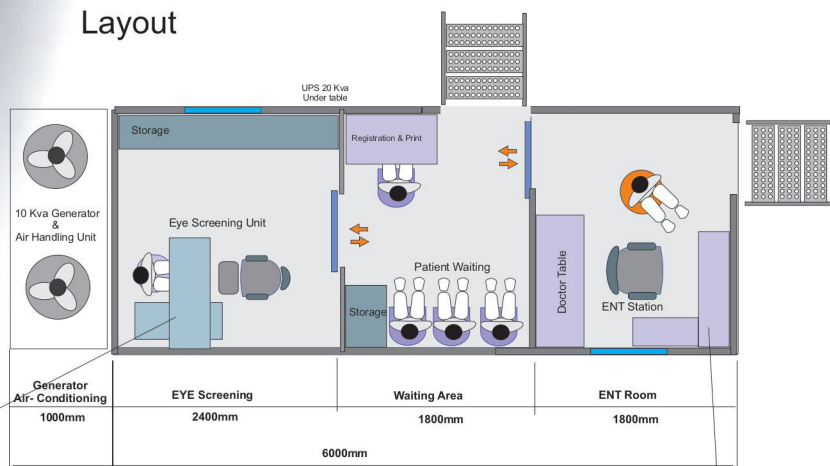
MEC-20
MEC-14

Opthalmology Clinic

Eye & ENT Clinic



Layout



Vehicle Chassis:
Medical container LxBxH:
Body type
Air-conditioning:
Power Generation
Solar Power:
Rooms
Medical equipment::

Mercedes Benz
20 x 8 x 8 or
Insulated Sandwich Panel 50 mn.
1.5 ton Split Panasonic
Honda 5 Kva
2 Kw
Registration, ENT Room, EYE Screening
European & Indian

+91 9896010023



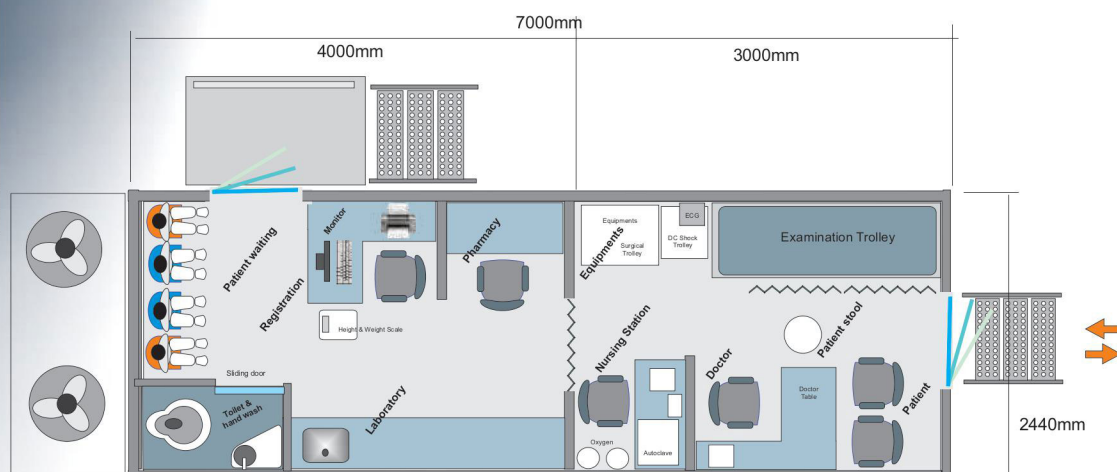
MMU-22
MMU-20
MMU-14

General Lab & OPD

Laboratory, Consultation & Pharmacy



Layout



Vehicle Chassis:
Medical container LxBxH:
Body type
Air-conditioning:
Power Generation
Solar Power:
Rooms
Medical equipment::

Ashok Leyland, TATA, Mercedes Benz
14/20/22 x 8 x 8 or
Insulated Sandwich Panel 50 mm
1.5 ton Split Panasonic
Honda 5 Kva
2 Kw
Consultation, Examination, Laboratory, Pharmacy,
European & Indian

+91 9896010023



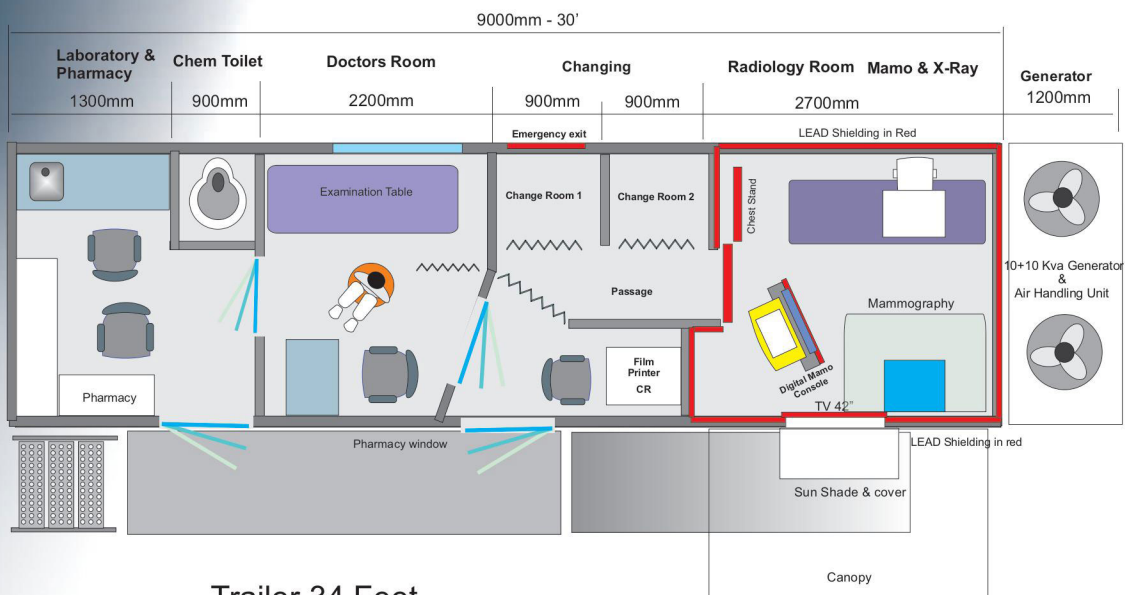
MAC-28
MAC-34

Mammography Clinic

Consultation , Mammography & Colposcopy



Layout



Vehicle Chassis:
Medical container LxBxH:
Body type
Air-conditioning:
Power Generation
Solar Power:
Rooms
Medical equipment::

Trailer 34 Feet
28/34 x 8 x 8
Insulated Sandwich Panel 60 mm
2 Nos x 2 ton Split Panasonic
Cumins 30 Kva
3 Kw
Consultation, Mammography, Calposcopy
European & Indian

+91 9896010023



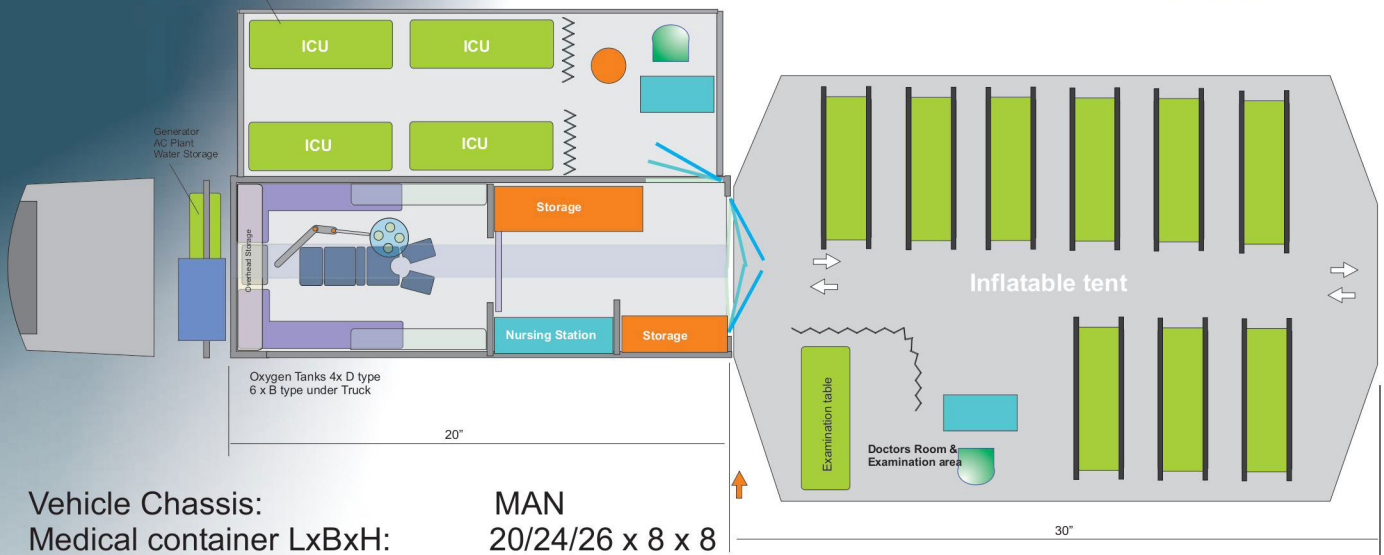
MSU-24

Mobile Surgery Unit

Laboratory, Surgery Minor & Recovery
Disaster First responder



Layout



Vehicle Chassis:
Medical container LxBxH:
Body type
Air-conditioning:
Power Generation
Solar Power:
Rooms
Medical equipment::

MAN
20/24/26 x 8 x 8
Insulated Sandwich Panel 60 mm
1 Nos x 2 ton Split with HEPA Filtration
Cummins 7.5 Kva
2 Kw
OT Room, Tent Recovery, Consulting
European & Indian


+91 9896010023



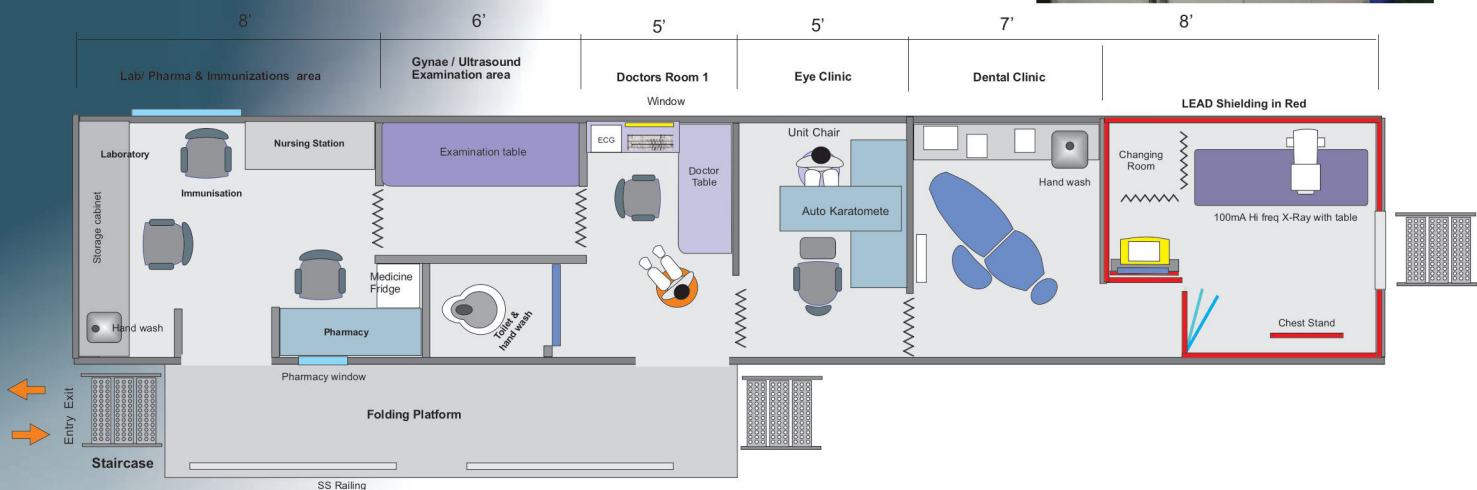
MFU-40

Multi Function Unit

OPD, EYE, ENT, Dental, Laboratory, X-Ray



Layout



Vehicle Chassis:

Medical container LxBxH:

Body type

Air-conditioning:

Power Generation

Solar Power:

Rooms

Medical equipment::

Trailer 40 Feet

40 x 8 x 8

Insulated Sandwich Panel 60 mm

2 Nos x 1.5 ton Split Panasonic

Cumins 12.5 Kva

3 Kw

OPD, LAB, REG, PHARMACY, EYE, ENT, X Ray,

European & Indian



+91 9896010023

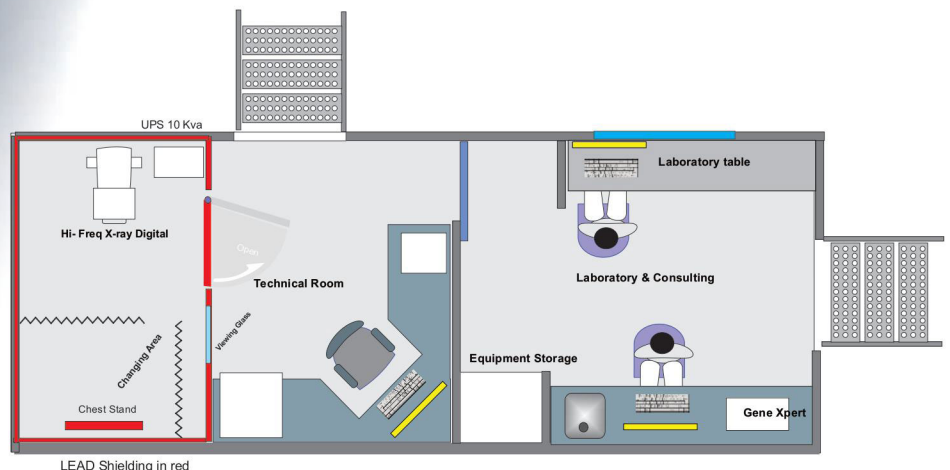
MTC-20

Mobile TB Clinic

OPD, Laboratory, X-Ray



Layout



Vehicle Chassis:
Medical container LxBxH:
Body type
Air-conditioning:
Power Generation
Solar Power:
Rooms
Medical equipment::

Mercedes Benz
16/20 x 8 x 8 or Smaller unit 14x 7 x 7.5
Insulated Sandwich Panel 50 mm
1.5 ton Split Panasonic
Honda 5 Kva
2 Kw
Registration, Consultation, X-Ray
European & Indian

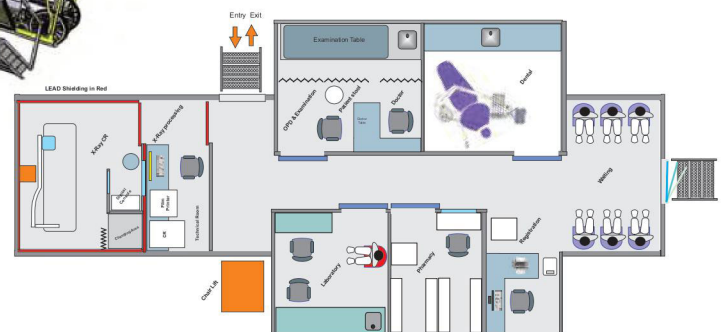
+91 9896010023



MEC *Mobile Expandable Clinic*



Layout



Vehicle Chassis:
Medical container LxBxH:
Body type
Air-conditioning:
Power Generation
Solar Power:
Rooms
Medical equipment::

Mercedes Benz, Volvo trailer 40 ft
40/45 x 9 x 8 or Smaller unit 14x 7 x 7.5
Insulated Sandwich Panel 60 mm
2Nos 2 Ton Split Panasonic
Cummins 30 Kva, UPS 20 Kva
3 Kw
Multi Function Expandable
European & Indian

+91 9896010023



MCC-20
MCC-24

Mobile Command Center

Airports, Armed Forces & Civil Defense



Layout

Customized as Required.

Vehicle Chassis:
Medical container LxBxH:
Body type
Air-conditioning:
Power Generation
Rooms
Equipment::

TATRA, or Equivalent
20/24 x 8 x 8
Insulated Sandwich Panel 50 mm
2 Nos 1.5 ton Split Panasonic
12.5 Kva
Server Room, Camera Control, Command Unit
European Korean & Indian

+91 9896010023



Ambulances

Hospitals, Government, UN, Armed Forces & Civil Defense



GMC Savana



Toyota Hiace



Vehicle Chassis:
Dimensions LxBxH:
Body type
Air-conditioning:
Power Generation
Rooms
Equipment::

Toyota Hiace, GMC, Force Motors, Nissan, Land cruiser
As per vehicle chassis, Type-II & Type-III body
PU Insulated /Sandwich Panel 50 mm
Engine Driven
Alternator/ Inverter
Driver & Patient
European & Indian

+91 9896010023

